

Scaled data based on original data using  
LM-79-08 Approved Method: Electrical and Photometric Measurements of Solid-  
State Lighting Products

Test Report Prepared for  
Cooper Lighting Solutions  
(formerly Eaton)

Brand: INVUE

Report Number: P159991

Luminaire Tested: **ENT-E01-LED-E1-SLL-8030-ULG**

Issue Date: 03/03/2020

**Test Information**

Test Method: LM-79-08  
Report Number: P159991  
REPORT IS FROM IESNA LM-79-08 TEST DATA - UPLIGHT (P20107) AND SCALED  
Test Lab: INNOVATION CENTER-P3  
Issue Date: 03/03/2020  
Manufacturer: COOPER LIGHTING SOLUTIONS (FORMERLY EATON)  
Product Line: INVUE  
Catalog Number: ENT-E01-LED-E1-SLL-8030-ULG  
Description: ENTRI LED LUMINAIRE WITH UPLIGHT  
(1) LIGHTBARS WITH AccuLED OPTICS - 90° SPILL LIGHT ELIMINATOR LEFT  
Light Source: (21) 3000K CCT, 80 CRI LEDs  
Ballast/Driver: -

**Summary**

Lumens per Lamp: N/A  
Luminaire Lumens: 2370.3 lumens  
Efficiency: N/A  
Efficacy: 72.5 lumens/watt  
Luminous Opening: Rectangular (W 0.17' x L: 1' x H: 0')  
IES Classification: Type IV - Short - Non-Cutoff  
BUG Rating: B1 - U3 - G1

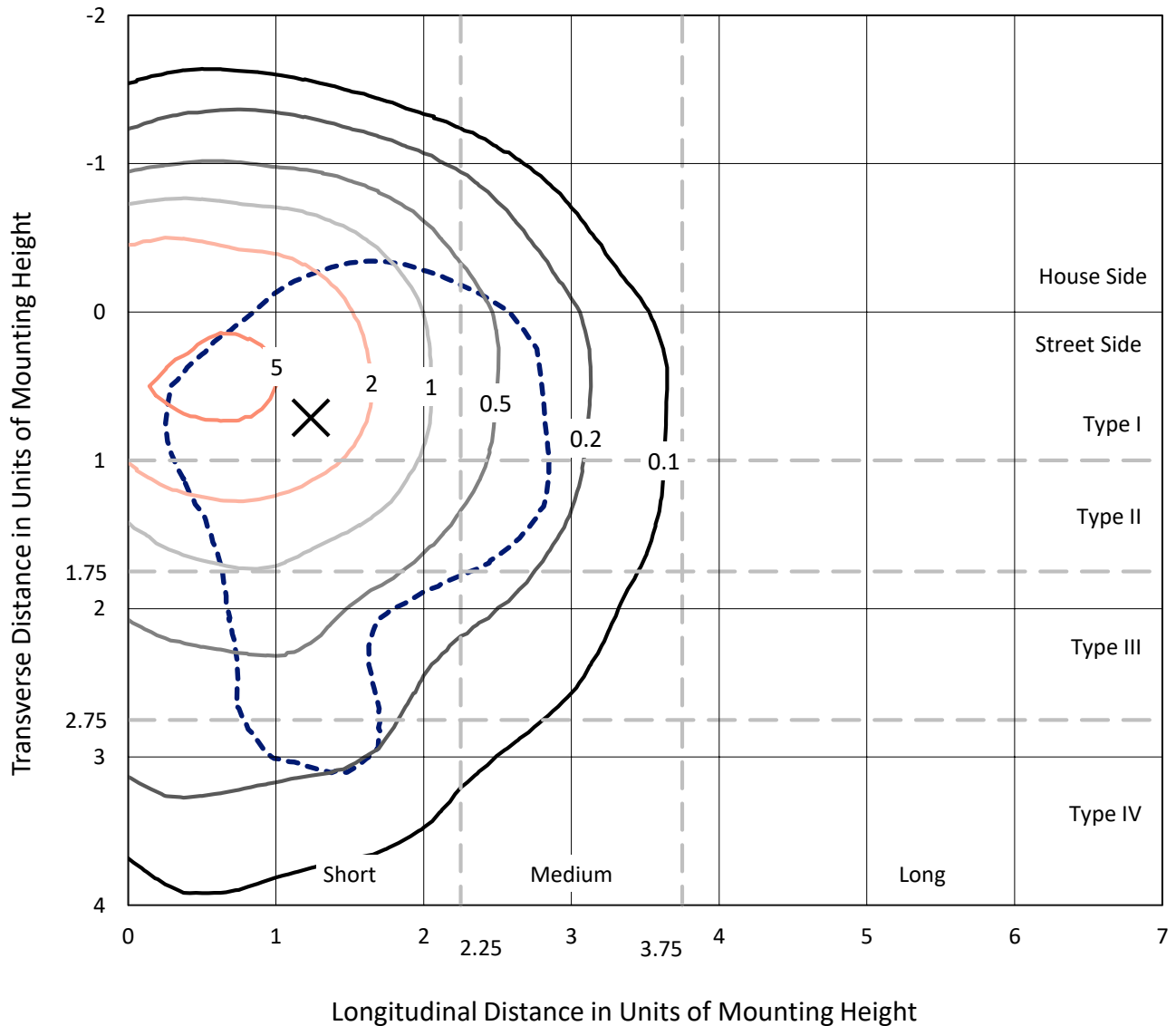
Input Watts (W): 32.7  
Input Voltage (V): NR  
Input Current (Ain): NR  
Voltage Rise (V): NR  
Power Factor: NR  
Total Harmonic Distortion (THDi): NR  
Frequency (hertz): 60  
Stabilization Time: NR  
Operation Time: NR  
Ambient Temperature (°C): NR  
Test Distance: 25 FT



REPORT NUMBER: P159991  
 CATALOG NUMBER: ENT-E01-LED-E1-SLL-8030-ULG

### Iso-Footcandle Lines of Horizontal Illumination

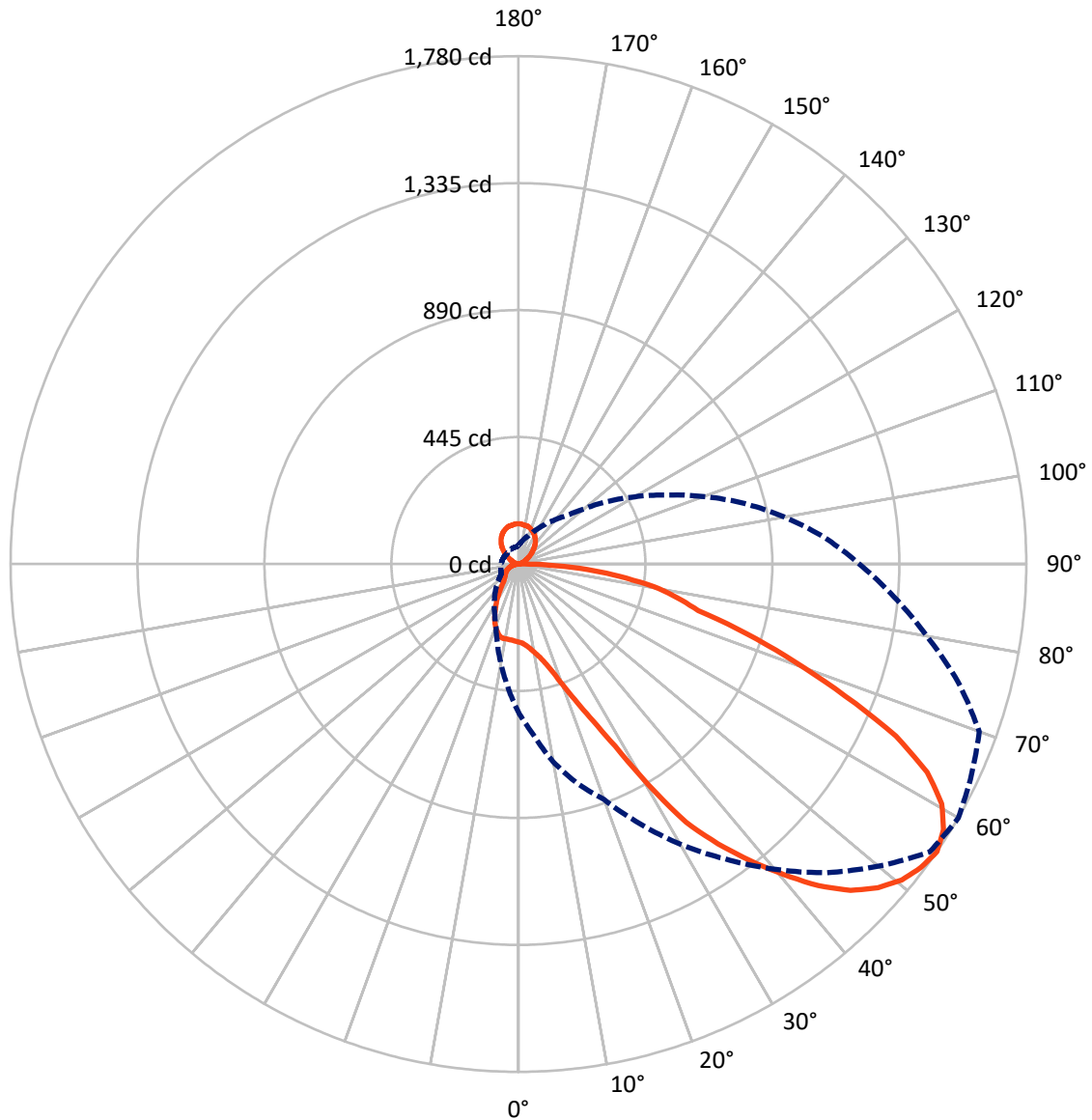
✕ Max cd  
 - - - 1/2 Max cd



Based on 10 foot mounting height. Maximum calculated value = 6.7 fc  
 Type IV - Short - Non-Cutoff

REPORT NUMBER: P159991  
CATALOG NUMBER: ENT-E01-LED-E1-SLL-8030-ULG

### Luminous Intensity Polar Plot



— Vertical Plane Through 60-Deg Lateral      - - - Horizontal Cone Through 55-Deg Vertical

REPORT NUMBER: P159991

CATALOG NUMBER: ENT-E01-LED-E1-SLL-8030-ULG

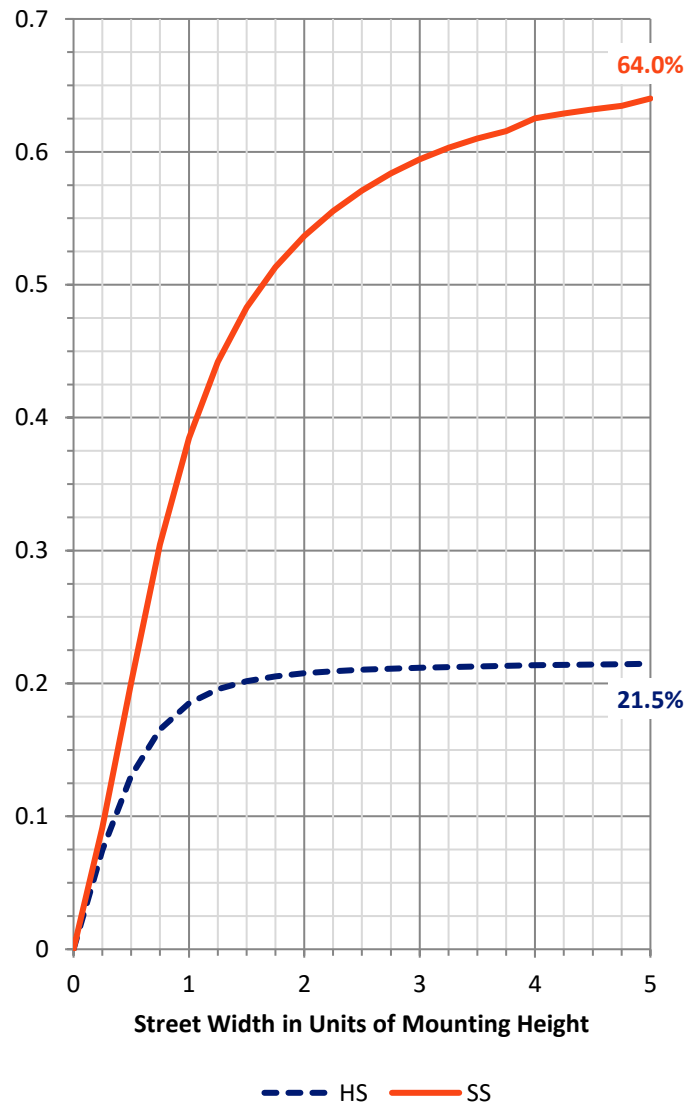
**FLUX DISTRIBUTION:**

		Downward	Upward	Total
<b>House Side</b>	Lumens	513.6	157.7	671.3
	% Fixture	21.7	6.7	28.3
<b>Street Side</b>	Lumens	1541.2	157.7	1698.9
	% Fixture	65.0	6.7	71.7
<b>Total</b>	Lumens	2054.8	315.5	2370.3
	% Fixture	86.7	13.3	100.0

**Coefficient of Utilization**

**ZONAL LUMENS:**

Zone	Lumens	% Fixture
0°-10°	27.0	1.1
10°-20°	88.7	3.7
20°-30°	172.1	7.3
30°-40°	270.4	11.4
40°-50°	361.5	15.3
50°-60°	424.1	17.9
60°-70°	402.4	17.0
70°-80°	242.9	10.2
80°-90°	65.8	2.8
90°-100°	1.3	0.1
100°-110°	12.3	0.5
110°-120°	25.2	1.1
120°-130°	43.0	1.8
130°-140°	60.0	2.5
140°-150°	65.4	2.8
150°-160°	56.9	2.4
160°-170°	38.2	1.6
170°-180°	13.3	0.6
0°-90°	2054.8	86.7
0°-180°	2370.3	100.0



REPORT NUMBER: P159991

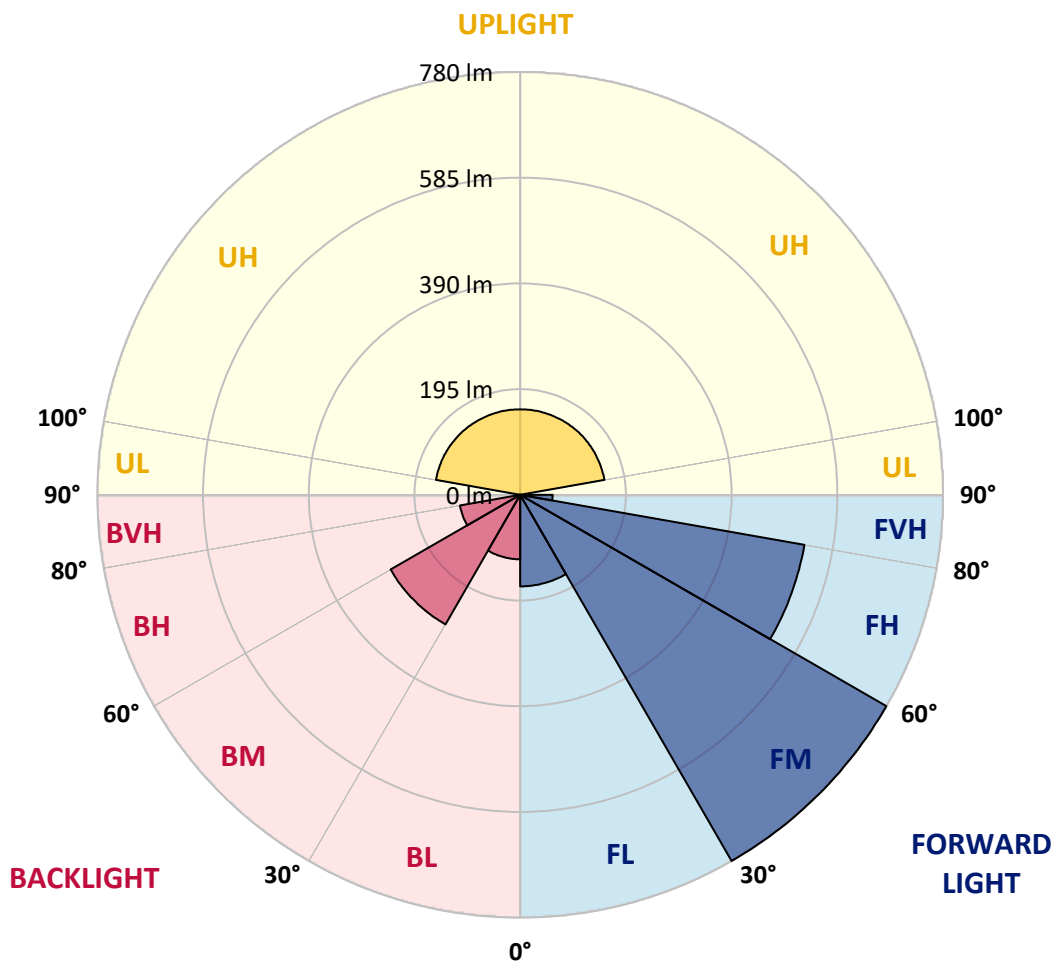
CATALOG NUMBER: ENT-E01-LED-E1-SLL-8030-ULG

**LUMINAIRE CLASSIFICATION SYSTEM LUMEN TABLE AND BUG RATING:**

Zone		Lumens	% Fixture	Zone Rating/Lumen Limit		
				B	U	G
FL	(0°-30°)	168.9	7.1			
FM	(30°-60°)	780.0	32.9			
FH	(60°-80°)	532.5	22.5			G0/660
FVH	(80°-90°)	59.8	2.5			G1/100
BL	(0°-30°)	118.9	5.0	B1/500		
BM	(30°-60°)	276.0	11.6	B1/1000		
BH	(60°-80°)	112.8	4.8	B1/500		G1/500
BVH	(80°-90°)	6.0	0.3			G0/10
UL	(90°-100°)	1.3	0.1		U1/10	
UH	(100°-180°)	157.7	6.7		U3/500	

**BUG Rating: B1-U3-G1**

Type IV Short





REPORT NUMBER: P159991

CATALOG NUMBER: ENT-E01-LED-E1-SLL-8030-ULG

**CANDELA DISTRIBUTION (FULL):**

	0°	5°	10°	15°	20°	25°	30°	35°	40°	45°	50°
0°	273.9	273.9	273.9	273.9	273.9	273.9	273.9	273.9	273.9	273.9	273.9
2.5°	279.8	279.4	279.8	279.4	279.4	279.4	279.8	279.4	278.1	278.1	278.5
5°	286.5	286.5	286.5	287.0	287.0	287.4	288.2	287.4	287.0	289.1	287.4
7.5°	294.6	294.6	295.8	296.2	297.5	297.5	299.2	298.8	300.5	301.7	300.5
10°	306.8	305.5	308.5	308.5	311.9	312.3	314.0	314.4	317.3	319.9	317.8
12.5°	324.5	325.4	330.4	331.3	335.5	335.5	335.5	337.2	339.3	341.0	338.9
15°	356.2	357.9	364.6	365.0	372.2	369.2	372.6	373.0	372.6	373.9	370.9
17.5°	397.1	401.7	411.4	413.6	416.9	422.8	422.8	422.0	424.1	425.4	417.4
20°	447.3	455.3	466.3	470.5	479.8	489.9	489.5	487.8	488.2	484.9	476.0
22.5°	503.9	522.0	540.2	546.9	553.7	566.3	574.3	571.8	573.9	566.3	558.3
25°	568.4	598.0	625.4	635.5	660.0	682.4	685.7	684.1	674.8	667.6	659.6
27.5°	608.1	646.9	684.5	710.2	752.0	787.9	795.0	806.9	809.8	815.7	796.3
30°	616.5	665.1	711.9	751.2	801.4	844.0	891.3	926.3	949.9	968.5	955.8
32.5°	622.4	677.3	729.2	778.6	819.9	882.0	941.5	993.4	1062.6	1087.9	1112.0
35°	624.1	687.0	745.7	801.4	855.0	916.6	980.3	1037.3	1130.9	1206.1	1257.5
37.5°	621.6	694.2	763.0	830.9	894.6	962.6	1029.7	1085.4	1176.5	1273.6	1342.8
40°	611.5	691.7	770.1	846.5	923.7	1007.7	1084.5	1144.9	1230.1	1344.9	1436.9
42.5°	598.4	681.1	767.6	851.6	938.5	1037.3	1130.1	1203.5	1297.6	1413.7	1518.3
45°	581.9	668.0	757.5	846.1	939.8	1049.5	1155.4	1249.5	1349.5	1478.7	1579.5
47.5°	561.7	649.5	744.0	833.9	931.3	1049.9	1167.2	1274.8	1384.6	1523.4	1632.3
50°	542.7	630.0	728.8	817.4	915.3	1039.4	1166.0	1286.2	1406.1	1549.6	1663.9
52.5°	527.9	613.6	715.7	804.3	896.7	1022.1	1153.3	1280.8	1409.5	1552.9	1669.8
55°	518.6	600.1	704.7	795.5	878.2	1003.5	1133.9	1261.8	1396.8	1530.6	1647.9
57.5°	519.9	597.5	698.4	793.8	864.7	987.5	1112.0	1234.8	1357.6	1485.0	1606.1
60°	533.0	603.0	695.0	782.0	873.1	989.2	1102.3	1204.8	1303.1	1420.4	1533.5
62.5°	565.9	626.2	700.5	790.0	890.4	1005.2	1095.9	1158.4	1217.0	1334.3	1449.6
65°	628.4	680.7	740.2	818.7	917.0	1027.6	1070.2	1082.8	1120.4	1232.2	1346.6
67.5°	689.5	751.6	785.3	835.6	927.5	1033.9	1039.4	984.9	984.1	1093.0	1175.7
70°	748.6	838.5	852.0	879.9	942.7	1027.1	1007.3	902.2	854.5	869.3	917.4
72.5°	709.8	844.4	854.1	862.6	900.1	978.6	955.8	814.0	707.3	688.3	742.7
75°	541.8	712.8	735.5	720.8	741.4	801.4	797.1	686.2	649.9	662.5	683.6
77.5°	389.9	549.4	598.8	550.7	545.2	584.0	573.1	582.4	651.1	669.7	664.6
80°	226.2	349.0	419.5	373.5	357.0	381.5	424.5	489.5	564.6	604.7	612.3
82.5°	141.4	205.9	280.2	262.5	240.1	283.2	349.8	395.4	432.5	469.3	471.4
85°	61.2	88.2	136.7	143.5	177.7	216.1	269.2	282.3	322.8	351.1	326.6
87.5°	2.1	2.1	32.9	49.0	86.9	156.1	211.4	189.1	191.6	168.0	156.6
90°	0.1	0.1	0.1	0.1	0.1	0.1	0.1	0.1	0.1	0.1	0.1
92.5°	0.1	0.1	0.1	0.1	0.1	0.1	0.1	0.1	0.1	0.1	0.1
95°	0.5	0.5	0.5	0.5	0.5	0.5	0.5	0.5	0.5	0.5	0.5
97.5°	1.5	1.5	1.5	1.5	1.5	1.5	1.5	1.5	1.5	1.5	1.5
100°	5.0	5.0	5.0	5.0	5.0	5.0	5.0	5.0	5.0	5.0	5.0
102.5°	8.8	8.8	8.8	8.8	8.8	8.8	8.8	8.8	8.8	8.8	8.8
105°	11.8	11.8	11.8	11.8	11.8	11.8	11.8	11.8	11.8	11.8	11.8
107.5°	14.7	14.7	14.7	14.7	14.7	14.7	14.7	14.7	14.7	14.7	14.7
110°	17.8	17.8	17.8	17.8	17.8	17.8	17.8	17.8	17.8	17.8	17.8



REPORT NUMBER: P159991

CATALOG NUMBER: ENT-E01-LED-E1-SLL-8030-ULG

**CANDELA DISTRIBUTION (continued):**

	0°	5°	10°	15°	20°	25°	30°	35°	40°	45°	50°
112.5°	21.2	21.2	21.2	21.2	21.2	21.2	21.2	21.2	21.2	21.2	21.2
115°	25.0	25.0	25.0	25.0	25.0	25.0	25.0	25.0	25.0	25.0	25.0
117.5°	29.5	29.5	29.5	29.5	29.5	29.5	29.5	29.5	29.5	29.5	29.5
120°	34.8	34.8	34.8	34.8	34.8	34.8	34.8	34.8	34.8	34.8	34.8
122.5°	40.9	40.9	40.9	40.9	40.9	40.9	40.9	40.9	40.9	40.9	40.9
125°	47.8	47.8	47.8	47.8	47.8	47.8	47.8	47.8	47.8	47.8	47.8
127.5°	55.3	55.3	55.3	55.3	55.3	55.3	55.3	55.3	55.3	55.3	55.3
130°	63.0	63.0	63.0	63.0	63.0	63.0	63.0	63.0	63.0	63.0	63.0
132.5°	70.5	70.5	70.5	70.5	70.5	70.5	70.5	70.5	70.5	70.5	70.5
135°	77.9	77.9	77.9	77.9	77.9	77.9	77.9	77.9	77.9	77.9	77.9
137.5°	85.3	85.3	85.3	85.3	85.3	85.3	85.3	85.3	85.3	85.3	85.3
140°	92.5	92.5	92.5	92.5	92.5	92.5	92.5	92.5	92.5	92.5	92.5
142.5°	99.2	99.2	99.2	99.2	99.2	99.2	99.2	99.2	99.2	99.2	99.2
145°	104.9	104.9	104.9	104.9	104.9	104.9	104.9	104.9	104.9	104.9	104.9
147.5°	110.1	110.1	110.1	110.1	110.1	110.1	110.1	110.1	110.1	110.1	110.1
150°	115.1	115.1	115.1	115.1	115.1	115.1	115.1	115.1	115.1	115.1	115.1
152.5°	119.7	119.7	119.7	119.7	119.7	119.7	119.7	119.7	119.7	119.7	119.7
155°	123.7	123.7	123.7	123.7	123.7	123.7	123.7	123.7	123.7	123.7	123.7
157.5°	127.0	127.0	127.0	127.0	127.0	127.0	127.0	127.0	127.0	127.0	127.0
160°	130.3	130.3	130.3	130.3	130.3	130.3	130.3	130.3	130.3	130.3	130.3
162.5°	133.5	133.5	133.5	133.5	133.5	133.5	133.5	133.5	133.5	133.5	133.5
165°	136.0	136.0	136.0	136.0	136.0	136.0	136.0	136.0	136.0	136.0	136.0
167.5°	137.1	137.1	137.1	137.1	137.1	137.1	137.1	137.1	137.1	137.1	137.1
170°	137.4	137.4	137.4	137.4	137.4	137.4	137.4	137.4	137.4	137.4	137.4
172.5°	138.6	138.6	138.6	138.6	138.6	138.6	138.6	138.6	138.6	138.6	138.6
175°	140.5	140.5	140.5	140.5	140.5	140.5	140.5	140.5	140.5	140.5	140.5
177.5°	141.1	141.1	141.1	141.1	141.1	141.1	141.1	141.1	141.1	141.1	141.1
180°	140.8	140.8	140.8	140.8	140.8	140.8	140.8	140.8	140.8	140.8	140.8





REPORT NUMBER: P159991

CATALOG NUMBER: ENT-E01-LED-E1-SLL-8030-ULG

**CANDELA DISTRIBUTION (continued):**

	55°	60°	65°	70°	75°	80°	85°	90°	95°	100°	105°
0°	273.9	273.9	273.9	273.9	273.9	273.9	273.9	273.9	273.9	273.9	273.9
2.5°	278.5	277.7	278.1	276.8	276.8	277.3	277.3	276.0	276.0	276.0	275.6
5°	288.2	287.4	287.0	286.1	284.8	285.7	284.4	283.6	282.3	281.9	280.6
7.5°	300.9	299.6	299.2	297.1	295.4	294.6	293.7	290.8	289.5	288.6	287.0
10°	315.7	315.7	314.8	310.6	309.3	306.4	303.4	300.0	297.5	293.7	291.6
12.5°	334.6	335.9	333.0	329.2	326.2	320.3	314.8	310.2	305.1	299.6	296.2
15°	362.9	363.8	357.9	354.5	349.8	343.1	334.6	327.0	319.5	311.9	305.5
17.5°	404.7	403.4	395.0	391.6	383.6	372.2	360.8	350.7	339.3	328.7	320.7
20°	465.0	460.0	438.0	436.8	426.6	410.6	394.1	379.4	364.2	350.7	337.2
22.5°	538.5	527.1	511.0	492.9	473.5	455.8	436.3	415.7	396.7	379.8	365.0
25°	634.3	608.9	594.2	569.7	552.8	521.6	494.6	478.1	452.4	433.0	414.0
27.5°	762.1	722.0	700.5	673.9	636.4	614.4	577.7	546.1	518.6	486.6	465.5
30°	928.0	898.4	844.4	807.3	755.4	702.2	657.0	615.7	579.8	541.4	510.2
32.5°	1098.5	1079.9	1016.6	947.4	868.5	790.4	724.1	673.1	626.2	583.2	547.3
35°	1243.2	1204.8	1142.8	1070.2	968.9	878.6	794.6	729.6	671.4	617.8	572.6
37.5°	1336.5	1319.6	1256.7	1174.4	1063.4	965.9	879.0	802.2	729.6	659.6	601.3
40°	1440.3	1430.6	1377.8	1277.0	1174.4	1055.0	955.8	874.8	796.7	713.2	636.8
42.5°	1533.1	1542.0	1488.0	1399.3	1280.8	1146.1	1040.6	950.8	861.7	776.5	688.3
45°	1616.2	1632.3	1592.6	1510.3	1380.3	1233.1	1122.9	1025.0	928.0	834.7	736.4
47.5°	1678.7	1696.0	1662.7	1598.1	1462.6	1305.7	1195.1	1085.4	983.7	876.5	772.3
50°	1731.0	1741.2	1715.8	1659.3	1529.3	1376.1	1252.9	1137.7	1025.0	909.4	795.5
52.5°	1761.4	1767.3	1742.4	1701.5	1580.0	1428.5	1298.1	1174.0	1054.1	932.2	810.7
55°	1759.7	1780.4	1752.1	1719.2	1595.6	1453.4	1321.7	1194.7	1075.7	947.0	819.5
57.5°	1726.8	1757.2	1744.1	1703.2	1582.5	1451.7	1325.1	1206.5	1089.6	952.0	815.3
60°	1663.5	1705.3	1714.6	1656.3	1530.2	1405.2	1293.0	1193.0	1076.5	929.7	789.6
62.5°	1574.0	1607.8	1631.9	1552.5	1427.6	1309.0	1221.3	1142.3	1023.8	863.4	736.4
65°	1439.0	1454.6	1461.4	1387.9	1265.6	1186.7	1129.3	1061.3	929.7	769.3	654.1
67.5°	1238.1	1236.0	1242.8	1208.6	1118.3	1076.9	1039.0	965.1	811.5	661.7	546.9
70°	984.5	1028.4	1065.5	1029.2	973.1	931.8	900.1	812.8	648.2	511.0	415.7
72.5°	801.4	837.2	857.5	825.8	771.4	741.9	700.1	613.2	456.2	363.3	285.3
75°	676.9	650.7	663.0	643.1	592.9	550.3	526.2	430.4	299.2	240.5	177.7
77.5°	611.5	569.7	543.1	500.5	443.1	394.6	370.1	267.5	188.6	141.8	102.5
80°	540.6	482.8	413.6	344.8	295.4	265.4	248.6	152.8	103.8	82.3	59.1
82.5°	411.0	356.6	289.5	239.7	197.1	171.8	152.3	87.4	58.7	43.5	33.8
85°	263.3	242.6	221.5	197.1	165.0	132.5	102.1	63.7	43.0	24.9	18.6
87.5°	127.0	105.5	104.7	96.6	92.0	72.6	43.0	14.8	9.3	8.0	5.1
90°	0.1	0.1	0.1	0.1	0.1	0.1	0.1	0.1	0.1	0.1	0.1
92.5°	0.1	0.1	0.1	0.1	0.1	0.1	0.1	0.1	0.1	0.1	0.1
95°	0.5	0.5	0.5	0.5	0.5	0.5	0.5	0.5	0.5	0.5	0.5
97.5°	1.5	1.5	1.5	1.5	1.5	1.5	1.5	1.5	1.5	1.5	1.5
100°	5.0	5.0	5.0	5.0	5.0	5.0	5.0	5.0	5.0	5.0	5.0
102.5°	8.8	8.8	8.8	8.8	8.8	8.8	8.8	8.8	8.8	8.8	8.8
105°	11.8	11.8	11.8	11.8	11.8	11.8	11.8	11.8	11.8	11.8	11.8
107.5°	14.7	14.7	14.7	14.7	14.7	14.7	14.7	14.7	14.7	14.7	14.7
110°	17.8	17.8	17.8	17.8	17.8	17.8	17.8	17.8	17.8	17.8	17.8



REPORT NUMBER: P159991

CATALOG NUMBER: ENT-E01-LED-E1-SLL-8030-ULG

**CANDELA DISTRIBUTION (continued):**

	55°	60°	65°	70°	75°	80°	85°	90°	95°	100°	105°
112.5°	21.2	21.2	21.2	21.2	21.2	21.2	21.2	21.2	21.2	21.2	21.2
115°	25.0	25.0	25.0	25.0	25.0	25.0	25.0	25.0	25.0	25.0	25.0
117.5°	29.5	29.5	29.5	29.5	29.5	29.5	29.5	29.5	29.5	29.5	29.5
120°	34.8	34.8	34.8	34.8	34.8	34.8	34.8	34.8	34.8	34.8	34.8
122.5°	40.9	40.9	40.9	40.9	40.9	40.9	40.9	40.9	40.9	40.9	40.9
125°	47.8	47.8	47.8	47.8	47.8	47.8	47.8	47.8	47.8	47.8	47.8
127.5°	55.3	55.3	55.3	55.3	55.3	55.3	55.3	55.3	55.3	55.3	55.3
130°	63.0	63.0	63.0	63.0	63.0	63.0	63.0	63.0	63.0	63.0	63.0
132.5°	70.5	70.5	70.5	70.5	70.5	70.5	70.5	70.5	70.5	70.5	70.5
135°	77.9	77.9	77.9	77.9	77.9	77.9	77.9	77.9	77.9	77.9	77.9
137.5°	85.3	85.3	85.3	85.3	85.3	85.3	85.3	85.3	85.3	85.3	85.3
140°	92.5	92.5	92.5	92.5	92.5	92.5	92.5	92.5	92.5	92.5	92.5
142.5°	99.2	99.2	99.2	99.2	99.2	99.2	99.2	99.2	99.2	99.2	99.2
145°	104.9	104.9	104.9	104.9	104.9	104.9	104.9	104.9	104.9	104.9	104.9
147.5°	110.1	110.1	110.1	110.1	110.1	110.1	110.1	110.1	110.1	110.1	110.1
150°	115.1	115.1	115.1	115.1	115.1	115.1	115.1	115.1	115.1	115.1	115.1
152.5°	119.7	119.7	119.7	119.7	119.7	119.7	119.7	119.7	119.7	119.7	119.7
155°	123.7	123.7	123.7	123.7	123.7	123.7	123.7	123.7	123.7	123.7	123.7
157.5°	127.0	127.0	127.0	127.0	127.0	127.0	127.0	127.0	127.0	127.0	127.0
160°	130.3	130.3	130.3	130.3	130.3	130.3	130.3	130.3	130.3	130.3	130.3
162.5°	133.5	133.5	133.5	133.5	133.5	133.5	133.5	133.5	133.5	133.5	133.5
165°	136.0	136.0	136.0	136.0	136.0	136.0	136.0	136.0	136.0	136.0	136.0
167.5°	137.1	137.1	137.1	137.1	137.1	137.1	137.1	137.1	137.1	137.1	137.1
170°	137.4	137.4	137.4	137.4	137.4	137.4	137.4	137.4	137.4	137.4	137.4
172.5°	138.6	138.6	138.6	138.6	138.6	138.6	138.6	138.6	138.6	138.6	138.6
175°	140.5	140.5	140.5	140.5	140.5	140.5	140.5	140.5	140.5	140.5	140.5
177.5°	141.1	141.1	141.1	141.1	141.1	141.1	141.1	141.1	141.1	141.1	141.1
180°	140.8	140.8	140.8	140.8	140.8	140.8	140.8	140.8	140.8	140.8	140.8



REPORT NUMBER: P159991

CATALOG NUMBER: ENT-E01-LED-E1-SLL-8030-ULG

**CANDELA DISTRIBUTION (continued):**

	110°	115°	120°	125°	130°	135°	140°	145°	150°	155°	160°
0°	273.9	273.9	273.9	273.9	273.9	273.9	273.9	273.9	273.9	273.9	273.9
2.5°	274.7	274.3	273.5	273.5	273.0	272.6	272.2	272.2	272.6	271.8	271.3
5°	279.4	278.9	277.7	277.3	276.8	276.0	276.0	275.6	275.6	274.7	274.3
7.5°	284.8	284.0	283.2	282.7	281.5	281.5	281.5	282.3	282.3	282.3	282.7
10°	290.3	288.2	287.4	287.4	287.0	287.4	288.6	289.5	290.8	291.6	292.4
12.5°	293.3	291.2	290.3	289.5	290.8	290.8	292.9	295.4	297.5	299.6	300.5
15°	300.9	297.1	295.4	293.3	293.3	293.3	295.4	297.5	300.0	302.6	303.0
17.5°	314.0	307.2	303.8	299.2	297.9	296.2	296.2	297.1	298.8	300.9	300.9
20°	327.0	320.3	314.8	309.7	306.4	301.7	298.4	295.4	294.1	295.0	295.0
22.5°	350.7	342.7	335.9	327.5	319.9	314.0	305.5	298.4	292.9	291.2	289.9
25°	393.3	381.9	370.5	357.9	349.4	338.4	326.6	314.8	303.8	296.2	289.5
27.5°	440.6	424.9	408.5	388.7	375.2	358.7	343.1	326.2	312.7	301.3	289.1
30°	485.7	456.6	433.0	408.1	386.1	363.8	344.3	324.5	309.7	296.2	281.5
32.5°	508.1	473.5	441.4	410.2	383.6	357.9	336.8	314.4	298.8	283.6	265.9
35°	523.7	482.3	443.9	407.6	377.7	349.4	325.4	302.1	283.6	266.3	246.0
37.5°	543.1	491.2	446.0	405.5	370.5	338.4	311.4	285.3	264.2	245.6	224.5
40°	568.4	504.7	448.6	399.6	359.5	323.2	295.4	267.1	244.8	224.9	205.5
42.5°	603.5	523.3	451.5	392.5	347.3	309.3	280.6	253.2	229.6	208.5	189.1
45°	638.1	544.8	459.1	390.3	339.3	300.5	270.1	241.0	216.1	193.7	171.3
47.5°	663.8	560.8	467.1	391.6	334.6	291.2	258.7	226.2	198.3	173.9	151.1
50°	680.3	571.0	474.3	395.0	330.4	278.9	240.5	207.6	178.9	154.9	132.1
52.5°	688.7	573.9	476.9	393.7	319.5	259.5	221.1	189.5	162.0	138.4	118.2
55°	691.2	571.0	471.4	381.9	300.5	240.1	203.4	173.4	146.9	124.5	106.3
57.5°	682.4	558.3	452.0	357.9	275.1	221.5	184.4	155.3	130.0	110.1	93.7
60°	653.7	529.2	417.8	320.3	246.9	196.6	159.5	130.8	110.1	92.8	81.4
62.5°	601.3	479.8	371.4	273.5	208.0	162.5	127.4	102.5	85.7	73.4	67.5
65°	535.9	412.3	301.7	217.3	159.1	121.1	91.6	75.1	63.3	56.1	53.2
67.5°	438.0	322.4	225.8	154.9	109.7	82.3	62.0	53.2	48.1	46.0	45.2
70°	315.2	223.7	149.4	100.4	71.3	56.1	45.2	41.4	39.2	39.2	39.7
72.5°	207.6	138.0	91.2	64.1	50.6	42.2	36.7	35.0	35.0	35.9	36.3
75°	121.5	80.2	56.1	46.8	40.1	35.4	32.5	31.2	31.2	31.6	31.6
77.5°	71.7	49.4	40.1	35.4	32.5	30.4	28.7	27.0	26.6	26.6	27.9
80°	44.3	35.0	31.2	28.3	26.2	24.5	22.8	22.8	22.8	22.4	23.2
82.5°	28.7	24.9	24.5	23.6	21.1	19.4	17.7	17.7	18.6	17.7	18.1
85°	17.3	16.5	16.0	16.0	15.2	14.3	13.1	13.1	14.3	13.9	12.2
87.5°	4.6	4.2	5.5	5.1	5.9	5.9	5.9	6.8	8.9	11.4	8.4
90°	0.1	0.1	0.1	0.1	0.1	0.1	0.1	0.1	0.1	0.1	0.1
92.5°	0.1	0.1	0.1	0.1	0.1	0.1	0.1	0.1	0.1	0.1	0.1
95°	0.5	0.5	0.5	0.5	0.5	0.5	0.5	0.5	0.5	0.5	0.5
97.5°	1.5	1.5	1.5	1.5	1.5	1.5	1.5	1.5	1.5	1.5	1.5
100°	5.0	5.0	5.0	5.0	5.0	5.0	5.0	5.0	5.0	5.0	5.0
102.5°	8.8	8.8	8.8	8.8	8.8	8.8	8.8	8.8	8.8	8.8	8.8
105°	11.8	11.8	11.8	11.8	11.8	11.8	11.8	11.8	11.8	11.8	11.8
107.5°	14.7	14.7	14.7	14.7	14.7	14.7	14.7	14.7	14.7	14.7	14.7
110°	17.8	17.8	17.8	17.8	17.8	17.8	17.8	17.8	17.8	17.8	17.8



REPORT NUMBER: P159991  
 CATALOG NUMBER: ENT-E01-LED-E1-SLL-8030-ULG

REPORT N  
 CATALOG

**CANDELA DISTRIBUTION (continued):**

**CANDELA**

	110°	115°	120°	125°	130°	135°	140°	145°	150°	155°	160°	
112.5°	21.2	21.2	21.2	21.2	21.2	21.2	21.2	21.2	21.2	21.2	21.2	0°
115°	25.0	25.0	25.0	25.0	25.0	25.0	25.0	25.0	25.0	25.0	25.0	2.5°
117.5°	29.5	29.5	29.5	29.5	29.5	29.5	29.5	29.5	29.5	29.5	29.5	5°
120°	34.8	34.8	34.8	34.8	34.8	34.8	34.8	34.8	34.8	34.8	34.8	7.5°
122.5°	40.9	40.9	40.9	40.9	40.9	40.9	40.9	40.9	40.9	40.9	40.9	10°
125°	47.8	47.8	47.8	47.8	47.8	47.8	47.8	47.8	47.8	47.8	47.8	12.5°
127.5°	55.3	55.3	55.3	55.3	55.3	55.3	55.3	55.3	55.3	55.3	55.3	15°
130°	63.0	63.0	63.0	63.0	63.0	63.0	63.0	63.0	63.0	63.0	63.0	17.5°
132.5°	70.5	70.5	70.5	70.5	70.5	70.5	70.5	70.5	70.5	70.5	70.5	20°
135°	77.9	77.9	77.9	77.9	77.9	77.9	77.9	77.9	77.9	77.9	77.9	22.5°
137.5°	85.3	85.3	85.3	85.3	85.3	85.3	85.3	85.3	85.3	85.3	85.3	25°
140°	92.5	92.5	92.5	92.5	92.5	92.5	92.5	92.5	92.5	92.5	92.5	27.5°
142.5°	99.2	99.2	99.2	99.2	99.2	99.2	99.2	99.2	99.2	99.2	99.2	30°
145°	104.9	104.9	104.9	104.9	104.9	104.9	104.9	104.9	104.9	104.9	104.9	32.5°
147.5°	110.1	110.1	110.1	110.1	110.1	110.1	110.1	110.1	110.1	110.1	110.1	35°
150°	115.1	115.1	115.1	115.1	115.1	115.1	115.1	115.1	115.1	115.1	115.1	37.5°
152.5°	119.7	119.7	119.7	119.7	119.7	119.7	119.7	119.7	119.7	119.7	119.7	40°
155°	123.7	123.7	123.7	123.7	123.7	123.7	123.7	123.7	123.7	123.7	123.7	42.5°
157.5°	127.0	127.0	127.0	127.0	127.0	127.0	127.0	127.0	127.0	127.0	127.0	45°
160°	130.3	130.3	130.3	130.3	130.3	130.3	130.3	130.3	130.3	130.3	130.3	47.5°
162.5°	133.5	133.5	133.5	133.5	133.5	133.5	133.5	133.5	133.5	133.5	133.5	50°
165°	136.0	136.0	136.0	136.0	136.0	136.0	136.0	136.0	136.0	136.0	136.0	52.5°
167.5°	137.1	137.1	137.1	137.1	137.1	137.1	137.1	137.1	137.1	137.1	137.1	55°
170°	137.4	137.4	137.4	137.4	137.4	137.4	137.4	137.4	137.4	137.4	137.4	57.5°
172.5°	138.6	138.6	138.6	138.6	138.6	138.6	138.6	138.6	138.6	138.6	138.6	60°
175°	140.5	140.5	140.5	140.5	140.5	140.5	140.5	140.5	140.5	140.5	140.5	62.5°
177.5°	141.1	141.1	141.1	141.1	141.1	141.1	141.1	141.1	141.1	141.1	141.1	65°
180°	140.8	140.8	140.8	140.8	140.8	140.8	140.8	140.8	140.8	140.8	140.8	67.5°
												70°
												72.5°
												75°
												77.5°
												80°
												82.5°
												85°
												87.5°
												90°
												92.5°
												95°
												97.5°
												100°
												102.5°
												105°
												107.5°
												110°



NUMBER: P159991  
 NUMBER: ENT-E01-LED-E1-SLL-8030-ULG

REPORT NUMBER: P  
 CATALOG NUMBER:

**DISTRIBUTION (continued):**

**CANDELA DISTRIBUTION**

165°	170°	175°	180°	185°	190°	195°	200°	205°	210°	215°	165°	
273.9	273.9	273.9	273.9	273.9	273.9	273.9	273.9	273.9	273.9	273.9	112.5°	21.2
270.9	271.3	270.5	270.1	270.5	270.9	269.7	269.2	268.8	268.4	268.8	115°	25.0
273.9	273.9	272.6	271.8	271.8	271.3	270.1	269.7	268.0	267.5	268.8	117.5°	29.5
282.3	281.9	280.6	279.4	278.9	278.9	276.0	274.7	273.9	271.3	271.8	120°	34.8
292.0	292.0	292.4	290.8	288.6	288.2	284.8	282.7	281.5	279.4	278.5	122.5°	40.9
299.6	298.4	297.9	295.4	293.3	292.4	289.5	287.8	286.1	284.0	283.6	125°	47.8
302.1	299.6	297.9	295.0	292.4	290.8	288.2	286.5	284.4	283.2	282.3	127.5°	55.3
299.6	297.1	294.6	291.2	287.8	285.7	282.7	280.2	279.4	277.7	275.1	130°	63.0
294.1	291.2	288.2	284.0	280.2	277.3	273.9	271.8	269.2	266.7	261.6	132.5°	70.5
287.4	284.0	281.0	275.6	271.8	268.4	264.6	261.2	258.3	253.2	245.6	135°	77.9
282.7	275.6	270.5	262.9	258.7	254.5	252.8	249.4	245.2	236.3	227.0	137.5°	85.3
276.0	262.9	253.6	246.0	240.1	235.1	232.1	228.3	224.1	215.6	205.9	140°	92.5
264.6	249.4	240.5	232.5	225.8	220.3	214.8	207.6	202.1	192.4	185.7	142.5°	99.2
247.3	234.6	226.6	219.0	210.2	203.0	196.2	187.8	179.8	170.1	164.2	145°	104.9
227.9	216.5	206.4	198.3	189.1	181.9	174.7	165.0	157.4	148.5	143.1	147.5°	110.1
207.6	195.4	183.6	174.3	165.8	157.8	151.5	142.2	134.2	125.8	122.8	150°	115.1
189.5	175.6	162.9	153.6	144.3	136.3	129.6	119.8	113.1	107.2	103.8	152.5°	119.7
171.8	157.0	145.2	135.5	126.2	117.7	108.9	101.3	95.4	92.8	88.2	155°	123.7
151.9	136.7	125.3	114.8	107.2	98.3	91.6	86.5	82.7	80.6	77.6	157.5°	127.0
131.7	119.0	107.2	97.5	88.2	80.6	76.4	73.8	72.6	70.9	69.6	160°	130.3
115.2	104.2	92.4	83.1	74.7	69.2	67.1	65.8	65.0	64.1	63.7	162.5°	133.5
103.8	92.0	81.4	72.6	66.3	63.3	62.5	61.6	60.8	60.3	59.9	165°	136.0
94.9	83.1	73.4	65.8	61.2	60.3	59.9	59.1	58.2	58.2	57.4	167.5°	137.1
84.4	74.3	65.8	60.3	57.8	57.4	57.0	56.5	56.1	56.1	55.7	170°	137.4
73.4	65.8	60.3	56.5	55.7	54.9	54.0	53.2	52.7	53.6	54.0	172.5°	138.6
62.5	57.8	54.4	53.2	52.3	51.1	50.2	49.4	49.4	50.2	51.5	175°	140.5
51.9	50.2	49.4	48.5	48.1	47.7	46.8	46.0	46.0	46.0	46.8	177.5°	141.1
44.7	43.9	43.9	43.5	43.0	43.0	42.2	41.4	41.4	41.4	41.4	180°	140.8
39.2	39.7	39.7	39.7	39.2	38.8	38.4	37.6	37.1	36.3	35.4		
36.3	35.9	35.4	35.0	34.6	34.2	33.8	33.3	32.5	31.6	30.8		
32.5	31.6	30.4	30.0	29.5	28.7	28.7	28.3	27.4	26.2	25.3		
28.3	27.4	26.2	25.3	25.3	24.9	24.1	23.6	22.4	21.1	20.3		
22.8	21.5	20.3	19.8	19.4	19.0	18.6	18.1	17.7	16.5	16.0		
16.9	15.6	14.3	13.9	13.5	12.7	12.2	12.2	12.2	11.0	10.1		
11.0	9.3	8.0	6.8	6.8	6.3	5.5	4.6	3.8	2.5	1.7		
5.5	3.0	1.7	0.4	0.4	0.4	0.0	0.0	0.0	0.0	0.0		
0.1	0.1	0.1	0.1	0.1	0.1	0.1	0.1	0.1	0.1	0.1		
0.1	0.1	0.1	0.1	0.1	0.1	0.1	0.1	0.1	0.1	0.1		
0.5	0.5	0.5	0.5	0.5	0.5	0.5	0.5	0.5	0.5	0.5		
1.5	1.5	1.5	1.5	1.5	1.5	1.5	1.5	1.5	1.5	1.5		
5.0	5.0	5.0	5.0	5.0	5.0	5.0	5.0	5.0	5.0	5.0		
8.8	8.8	8.8	8.8	8.8	8.8	8.8	8.8	8.8	8.8	8.8		
11.8	11.8	11.8	11.8	11.8	11.8	11.8	11.8	11.8	11.8	11.8		
14.7	14.7	14.7	14.7	14.7	14.7	14.7	14.7	14.7	14.7	14.7		
17.8	17.8	17.8	17.8	17.8	17.8	17.8	17.8	17.8	17.8	17.8		

'159991  
 ENT-E01-LED-E1-SLL-8030-ULG

REPORT NUMBER: P159991  
 CATALOG NUMBER: ENT-E01-I

**TION (continued):**

**CANDELA DISTRIBUTION (con**

170°	175°	180°	185°	190°	195°	200°	205°	210°	215°		220°	225°
21.2	21.2	21.2	21.2	21.2	21.2	21.2	21.2	21.2	21.2	0°	273.9	273.9
25.0	25.0	25.0	25.0	25.0	25.0	25.0	25.0	25.0	25.0	2.5°	268.8	268.4
29.5	29.5	29.5	29.5	29.5	29.5	29.5	29.5	29.5	29.5	5°	268.8	266.3
34.8	34.8	34.8	34.8	34.8	34.8	34.8	34.8	34.8	34.8	7.5°	270.1	268.0
40.9	40.9	40.9	40.9	40.9	40.9	40.9	40.9	40.9	40.9	10°	275.6	272.2
47.8	47.8	47.8	47.8	47.8	47.8	47.8	47.8	47.8	47.8	12.5°	280.2	276.4
55.3	55.3	55.3	55.3	55.3	55.3	55.3	55.3	55.3	55.3	15°	279.8	274.3
63.0	63.0	63.0	63.0	63.0	63.0	63.0	63.0	63.0	63.0	17.5°	270.9	264.6
70.5	70.5	70.5	70.5	70.5	70.5	70.5	70.5	70.5	70.5	20°	256.2	247.7
77.9	77.9	77.9	77.9	77.9	77.9	77.9	77.9	77.9	77.9	22.5°	237.2	229.1
85.3	85.3	85.3	85.3	85.3	85.3	85.3	85.3	85.3	85.3	25°	218.6	209.3
92.5	92.5	92.5	92.5	92.5	92.5	92.5	92.5	92.5	92.5	27.5°	197.9	189.9
99.2	99.2	99.2	99.2	99.2	99.2	99.2	99.2	99.2	99.2	30°	176.8	169.6
104.9	104.9	104.9	104.9	104.9	104.9	104.9	104.9	104.9	104.9	32.5°	156.6	149.8
110.1	110.1	110.1	110.1	110.1	110.1	110.1	110.1	110.1	110.1	35°	136.3	129.6
115.1	115.1	115.1	115.1	115.1	115.1	115.1	115.1	115.1	115.1	37.5°	116.9	110.6
119.7	119.7	119.7	119.7	119.7	119.7	119.7	119.7	119.7	119.7	40°	98.7	94.1
123.7	123.7	123.7	123.7	123.7	123.7	123.7	123.7	123.7	123.7	42.5°	85.7	81.4
127.0	127.0	127.0	127.0	127.0	127.0	127.0	127.0	127.0	127.0	45°	75.1	71.7
130.3	130.3	130.3	130.3	130.3	130.3	130.3	130.3	130.3	130.3	47.5°	67.5	65.0
133.5	133.5	133.5	133.5	133.5	133.5	133.5	133.5	133.5	133.5	50°	62.0	59.9
136.0	136.0	136.0	136.0	136.0	136.0	136.0	136.0	136.0	136.0	52.5°	58.7	57.0
137.1	137.1	137.1	137.1	137.1	137.1	137.1	137.1	137.1	137.1	55°	56.1	54.9
137.4	137.4	137.4	137.4	137.4	137.4	137.4	137.4	137.4	137.4	57.5°	54.4	52.7
138.6	138.6	138.6	138.6	138.6	138.6	138.6	138.6	138.6	138.6	60°	52.3	51.1
140.5	140.5	140.5	140.5	140.5	140.5	140.5	140.5	140.5	140.5	62.5°	50.2	48.5
141.1	141.1	141.1	141.1	141.1	141.1	141.1	141.1	141.1	141.1	65°	46.4	44.3
140.8	140.8	140.8	140.8	140.8	140.8	140.8	140.8	140.8	140.8	67.5°	40.9	39.2
										70°	34.6	34.2
										72.5°	29.1	28.7
										75°	24.5	24.5
										77.5°	20.3	19.8
										80°	15.6	14.8
										82.5°	8.9	8.4
										85°	1.3	0.8
										87.5°	0.0	0.0
										90°	0.1	0.1
										92.5°	0.1	0.1
										95°	0.5	0.5
										97.5°	1.5	1.5
										100°	5.0	5.0
										102.5°	8.8	8.8
										105°	11.8	11.8
										107.5°	14.7	14.7
										110°	17.8	17.8



REPORT NUMBER: P159991

CATALOG NUMBER: ENT-E01-LED-E1-SLL

LED-E1-SLL-8030-ULG

**tinued):**

**CANDELA DISTRIBUTION (continued):**

230°	235°	240°	245°	250°	255°	260°	265°	270°		220°	225°	230°
273.9	273.9	273.9	273.9	273.9	273.9	273.9	273.9	273.9	112.5°	21.2	21.2	21.2
268.8	269.2	270.9	271.8	272.2	272.2	272.6	273.5	273.9	115°	25.0	25.0	25.0
266.3	267.1	268.0	269.2	269.7	269.7	270.1	271.3	272.6	117.5°	29.5	29.5	29.5
266.7	266.3	266.7	267.5	267.5	267.5	268.0	269.2	270.5	120°	34.8	34.8	34.8
270.1	267.5	265.9	265.4	265.0	265.0	265.9	267.5	268.8	122.5°	40.9	40.9	40.9
273.0	269.7	266.3	264.2	262.5	261.6	262.1	263.7	266.3	125°	47.8	47.8	47.8
270.5	265.4	261.6	258.7	256.2	255.3	255.7	257.0	259.9	127.5°	55.3	55.3	55.3
259.5	254.0	249.8	247.7	246.4	246.0	246.9	249.4	251.9	130°	63.0	63.0	63.0
243.9	241.0	237.2	235.9	233.4	233.4	232.9	232.9	234.2	132.5°	70.5	70.5	70.5
226.6	224.9	221.1	218.2	215.2	214.8	211.8	212.3	211.8	135°	77.9	77.9	77.9
206.8	204.7	200.0	195.8	192.4	190.3	186.9	186.5	185.3	137.5°	85.3	85.3	85.3
186.9	183.6	178.1	173.9	169.6	166.7	163.7	160.8	159.9	140°	92.5	92.5	92.5
166.7	163.7	157.4	153.6	147.7	143.5	140.9	136.7	134.6	142.5°	99.2	99.2	99.2
146.9	143.5	136.3	129.1	124.9	119.8	116.0	110.6	108.0	145°	104.9	104.9	104.9
124.9	122.8	115.6	108.0	104.2	97.5	92.8	88.2	87.4	147.5°	110.1	110.1	110.1
107.2	102.5	97.1	91.2	84.8	81.0	78.9	78.1	77.6	150°	115.1	115.1	115.1
90.7	87.8	82.7	78.5	75.5	74.7	74.7	74.7	75.1	152.5°	119.7	119.7	119.7
79.8	76.0	73.4	72.2	72.2	72.6	73.0	73.8	74.7	155°	123.7	123.7	123.7
70.5	69.2	69.2	68.8	69.6	70.5	71.7	73.0	73.8	157.5°	127.0	127.0	127.0
64.1	64.6	65.4	65.8	67.5	68.8	70.1	70.9	71.7	160°	130.3	130.3	130.3
59.1	59.5	60.3	61.6	62.9	64.6	65.8	66.7	67.1	162.5°	133.5	133.5	133.5
56.1	56.1	57.4	58.7	60.3	61.6	62.9	63.3	64.1	165°	136.0	136.0	136.0
53.6	54.0	55.3	56.1	57.0	57.8	58.7	59.1	60.8	167.5°	137.1	137.1	137.1
51.9	52.3	52.7	51.9	52.7	53.6	54.4	55.3	56.1	170°	137.4	137.4	137.4
49.8	49.0	48.1	48.1	48.5	49.4	51.1	52.3	53.6	172.5°	138.6	138.6	138.6
47.3	46.0	44.7	44.3	44.7	45.6	47.3	49.0	49.8	175°	140.5	140.5	140.5
43.0	42.6	42.2	41.8	42.2	43.0	44.7	46.0	47.3	177.5°	141.1	141.1	141.1
38.8	38.4	38.0	38.4	38.8	39.7	41.4	42.6	43.9	180°	140.8	140.8	140.8
33.8	33.8	33.8	34.2	34.6	36.3	37.6	39.2	39.7				
28.3	29.1	29.1	29.1	30.0	32.1	33.8	35.4	36.3				
24.1	23.6	24.5	24.5	25.3	27.0	28.3	29.5	30.0				
19.4	19.4	19.8	19.8	19.8	20.7	21.5	21.5	21.5				
14.3	13.9	13.5	12.7	12.7	13.1	13.1	13.1	13.9				
6.8	5.5	5.5	5.1	4.6	4.6	4.6	5.5	5.9				
0.4	0.4	0.4	0.4	0.4	0.4	0.4	0.8	0.8				
0.0	0.4	0.4	0.4	0.8	0.8	0.8	1.3	1.3				
0.1	0.1	0.1	0.1	0.1	0.1	0.1	0.1	0.1				
0.1	0.1	0.1	0.1	0.1	0.1	0.1	0.1	0.1				
0.5	0.5	0.5	0.5	0.5	0.5	0.5	0.5	0.5				
1.5	1.5	1.5	1.5	1.5	1.5	1.5	1.5	1.5				
5.0	5.0	5.0	5.0	5.0	5.0	5.0	5.0	5.0				
8.8	8.8	8.8	8.8	8.8	8.8	8.8	8.8	8.8				
11.8	11.8	11.8	11.8	11.8	11.8	11.8	11.8	11.8				
14.7	14.7	14.7	14.7	14.7	14.7	14.7	14.7	14.7				
17.8	17.8	17.8	17.8	17.8	17.8	17.8	17.8	17.8				



REPORT NUMBER: P159991

CATALOG NUMBER: ENT-E01-LED-E1-SLL-8030-ULC

.-8030-ULG

**CANDELA DISTRIBUTION (continued):**

235°	240°	245°	250°	255°	260°	265°	270°		275°	280°	285°	290°
21.2	21.2	21.2	21.2	21.2	21.2	21.2	21.2	0°	273.9	273.9	273.9	273.9
25.0	25.0	25.0	25.0	25.0	25.0	25.0	25.0	2.5°	273.5	274.3	274.3	275.1
29.5	29.5	29.5	29.5	29.5	29.5	29.5	29.5	5°	272.6	273.5	273.9	275.1
34.8	34.8	34.8	34.8	34.8	34.8	34.8	34.8	7.5°	271.3	273.0	273.9	275.6
40.9	40.9	40.9	40.9	40.9	40.9	40.9	40.9	10°	270.1	272.6	274.3	277.3
47.8	47.8	47.8	47.8	47.8	47.8	47.8	47.8	12.5°	268.8	271.3	274.3	277.3
55.3	55.3	55.3	55.3	55.3	55.3	55.3	55.3	15°	262.5	265.0	269.2	273.5
63.0	63.0	63.0	63.0	63.0	63.0	63.0	63.0	17.5°	253.2	255.7	259.1	262.9
70.5	70.5	70.5	70.5	70.5	70.5	70.5	70.5	20°	235.5	236.3	239.7	243.9
77.9	77.9	77.9	77.9	77.9	77.9	77.9	77.9	22.5°	210.6	210.2	211.8	216.5
85.3	85.3	85.3	85.3	85.3	85.3	85.3	85.3	25°	182.3	184.0	182.7	188.2
92.5	92.5	92.5	92.5	92.5	92.5	92.5	92.5	27.5°	156.1	157.4	159.1	161.6
99.2	99.2	99.2	99.2	99.2	99.2	99.2	99.2	30°	131.2	130.8	132.1	134.2
104.9	104.9	104.9	104.9	104.9	104.9	104.9	104.9	32.5°	105.5	105.1	105.5	107.6
110.1	110.1	110.1	110.1	110.1	110.1	110.1	110.1	35°	86.5	85.2	86.5	89.5
115.1	115.1	115.1	115.1	115.1	115.1	115.1	115.1	37.5°	78.1	78.1	79.3	81.4
119.7	119.7	119.7	119.7	119.7	119.7	119.7	119.7	40°	75.5	76.0	76.8	78.5
123.7	123.7	123.7	123.7	123.7	123.7	123.7	123.7	42.5°	75.1	75.1	75.1	76.0
127.0	127.0	127.0	127.0	127.0	127.0	127.0	127.0	45°	74.3	73.8	73.8	73.8
130.3	130.3	130.3	130.3	130.3	130.3	130.3	130.3	47.5°	72.2	71.7	71.7	71.7
133.5	133.5	133.5	133.5	133.5	133.5	133.5	133.5	50°	67.5	67.9	67.9	68.4
136.0	136.0	136.0	136.0	136.0	136.0	136.0	136.0	52.5°	64.6	65.4	65.8	66.7
137.1	137.1	137.1	137.1	137.1	137.1	137.1	137.1	55°	61.6	63.3	64.6	65.4
137.4	137.4	137.4	137.4	137.4	137.4	137.4	137.4	57.5°	57.0	58.7	59.9	62.0
138.6	138.6	138.6	138.6	138.6	138.6	138.6	138.6	60°	54.4	55.3	55.7	57.0
140.5	140.5	140.5	140.5	140.5	140.5	140.5	140.5	62.5°	51.1	51.9	52.7	53.2
141.1	141.1	141.1	141.1	141.1	141.1	141.1	141.1	65°	48.1	49.0	50.2	50.6
140.8	140.8	140.8	140.8	140.8	140.8	140.8	140.8	67.5°	44.7	46.0	46.8	47.3
								70°	40.9	42.6	43.0	43.9
								72.5°	37.1	38.0	38.4	39.2
								75°	31.2	32.5	33.3	33.8
								77.5°	23.2	24.5	25.7	27.0
								80°	14.8	16.0	16.9	17.7
								82.5°	6.8	8.0	8.4	9.3
								85°	1.3	1.3	1.3	1.7
								87.5°	1.3	1.7	1.7	1.7
								90°	0.1	0.1	0.1	0.1
								92.5°	0.1	0.1	0.1	0.1
								95°	0.5	0.5	0.5	0.5
								97.5°	1.5	1.5	1.5	1.5
								100°	5.0	5.0	5.0	5.0
								102.5°	8.8	8.8	8.8	8.8
								105°	11.8	11.8	11.8	11.8
								107.5°	14.7	14.7	14.7	14.7
								110°	17.8	17.8	17.8	17.8





REPORT NUMBER: P159991

CATALOG NUMBER: ENT-E01-LED-E1-SLL-8030-ULG

5

**CANDELA DISTRIBUTION (continued):**

295°	300°	305°	310°	315°	320°	325°		275°	280°	285°	290°	295°
273.9	273.9	273.9	273.9	273.9	273.9	273.9	112.5°	21.2	21.2	21.2	21.2	21.2
275.1	275.6	276.4	276.4	277.3	277.3	278.1	115°	25.0	25.0	25.0	25.0	25.0
276.0	276.8	278.1	278.5	280.2	281.0	281.9	117.5°	29.5	29.5	29.5	29.5	29.5
277.3	278.5	280.2	281.5	283.6	284.8	286.1	120°	34.8	34.8	34.8	34.8	34.8
279.4	281.5	284.4	285.7	287.4	290.3	292.4	122.5°	40.9	40.9	40.9	40.9	40.9
282.3	285.3	289.1	292.4	294.6	298.8	302.1	125°	47.8	47.8	47.8	47.8	47.8
278.1	284.4	289.1	295.4	300.9	308.1	314.0	127.5°	55.3	55.3	55.3	55.3	55.3
268.0	273.9	281.9	289.9	298.4	310.6	322.4	130°	63.0	63.0	63.0	63.0	63.0
249.4	256.2	265.4	275.6	287.8	303.8	320.7	132.5°	70.5	70.5	70.5	70.5	70.5
222.4	228.3	238.4	249.8	263.7	283.6	308.1	135°	77.9	77.9	77.9	77.9	77.9
193.7	201.7	211.4	223.7	239.3	262.9	289.1	137.5°	85.3	85.3	85.3	85.3	85.3
166.3	174.7	185.3	198.8	216.9	242.2	272.2	140°	92.5	92.5	92.5	92.5	92.5
138.0	147.7	157.4	174.3	192.4	219.0	252.4	142.5°	99.2	99.2	99.2	99.2	99.2
112.7	119.8	131.7	146.9	168.0	194.1	229.6	145°	104.9	104.9	104.9	104.9	104.9
92.4	98.3	109.7	124.5	143.5	169.2	200.0	147.5°	110.1	110.1	110.1	110.1	110.1
84.4	89.0	97.1	107.6	124.5	149.4	175.6	150°	115.1	115.1	115.1	115.1	115.1
81.4	85.7	91.6	100.9	113.9	132.9	155.3	152.5°	119.7	119.7	119.7	119.7	119.7
78.5	82.7	89.5	97.9	108.9	122.4	141.4	155°	123.7	123.7	123.7	123.7	123.7
76.0	80.6	87.8	97.1	107.2	119.0	133.8	157.5°	127.0	127.0	127.0	127.0	127.0
73.4	77.6	84.8	95.4	106.3	119.0	133.8	160°	130.3	130.3	130.3	130.3	130.3
69.6	73.8	81.4	92.4	104.7	118.6	135.5	162.5°	133.5	133.5	133.5	133.5	133.5
67.5	71.3	79.3	91.6	104.7	119.8	138.0	165°	136.0	136.0	136.0	136.0	136.0
66.3	69.6	78.9	92.8	108.0	125.8	145.6	167.5°	137.1	137.1	137.1	137.1	137.1
64.1	67.9	77.6	93.3	112.3	134.2	159.1	170°	137.4	137.4	137.4	137.4	137.4
58.2	62.9	73.4	90.3	111.0	138.0	170.9	172.5°	138.6	138.6	138.6	138.6	138.6
53.6	56.5	65.4	83.1	104.7	133.8	173.0	175°	140.5	140.5	140.5	140.5	140.5
51.5	53.2	59.1	73.4	94.5	125.8	166.7	177.5°	141.1	141.1	141.1	141.1	141.1
48.5	49.4	53.6	65.0	81.0	111.4	151.1	180°	140.8	140.8	140.8	140.8	140.8
44.7	45.2	48.5	55.7	67.5	88.6	126.2						
40.1	40.9	43.0	48.1	55.7	67.9	91.6						
34.6	35.0	35.9	39.2	43.9	52.3	65.0						
27.9	27.9	28.7	30.4	32.9	38.8	46.4						
18.1	19.4	20.3	23.2	24.1	28.3	32.9						
10.5	11.4	11.8	12.7	14.8	16.9	20.3						
1.7	2.5	2.5	3.4	4.2	4.6	5.5						
2.1	2.1	2.1	2.1	2.5	2.5	2.5						
0.1	0.1	0.1	0.1	0.1	0.1	0.1						
0.1	0.1	0.1	0.1	0.1	0.1	0.1						
0.5	0.5	0.5	0.5	0.5	0.5	0.5						
1.5	1.5	1.5	1.5	1.5	1.5	1.5						
5.0	5.0	5.0	5.0	5.0	5.0	5.0						
8.8	8.8	8.8	8.8	8.8	8.8	8.8						
11.8	11.8	11.8	11.8	11.8	11.8	11.8						
14.7	14.7	14.7	14.7	14.7	14.7	14.7						
17.8	17.8	17.8	17.8	17.8	17.8	17.8						



REPORT NUMBER: P159991

CATALOG NUMBER: ENT-E01-LED-E1-SLL-8030-ULG

**CANDELA DISTRIBUTION (continued):**

300°	305°	310°	315°	320°	325°		330°	335°	340°	345°	350°	355°
21.2	21.2	21.2	21.2	21.2	21.2	0°	273.9	273.9	273.9	273.9	273.9	273.9
25.0	25.0	25.0	25.0	25.0	25.0	2.5°	278.5	278.1	278.9	279.8	279.4	281.9
29.5	29.5	29.5	29.5	29.5	29.5	5°	283.2	282.7	284.0	284.8	285.3	287.0
34.8	34.8	34.8	34.8	34.8	34.8	7.5°	287.8	288.2	290.3	290.8	292.0	294.1
40.9	40.9	40.9	40.9	40.9	40.9	10°	293.3	295.4	297.9	298.8	300.9	303.4
47.8	47.8	47.8	47.8	47.8	47.8	12.5°	304.3	307.2	310.6	313.1	317.3	322.4
55.3	55.3	55.3	55.3	55.3	55.3	15°	319.5	326.6	332.1	337.2	343.5	349.4
63.0	63.0	63.0	63.0	63.0	63.0	17.5°	333.0	346.9	358.7	369.2	379.4	388.7
70.5	70.5	70.5	70.5	70.5	70.5	20°	339.3	361.2	379.8	399.2	418.6	431.7
77.9	77.9	77.9	77.9	77.9	77.9	22.5°	333.4	364.2	392.9	424.1	453.6	480.2
85.3	85.3	85.3	85.3	85.3	85.3	25°	320.7	358.7	401.3	446.0	490.8	531.3
92.5	92.5	92.5	92.5	92.5	92.5	27.5°	308.9	355.3	404.7	455.8	508.9	557.5
99.2	99.2	99.2	99.2	99.2	99.2	30°	293.3	343.9	397.9	450.7	508.5	565.5
104.9	104.9	104.9	104.9	104.9	104.9	32.5°	270.1	321.6	378.5	435.9	500.1	563.4
110.1	110.1	110.1	110.1	110.1	110.1	35°	242.6	294.1	352.4	412.7	484.0	555.3
115.1	115.1	115.1	115.1	115.1	115.1	37.5°	212.7	263.3	324.1	388.7	462.5	542.3
119.7	119.7	119.7	119.7	119.7	119.7	40°	187.4	232.5	295.4	365.4	443.1	525.8
123.7	123.7	123.7	123.7	123.7	123.7	42.5°	167.1	208.0	267.5	338.4	421.6	506.8
127.0	127.0	127.0	127.0	127.0	127.0	45°	155.3	189.5	243.9	314.4	399.2	487.0
130.3	130.3	130.3	130.3	130.3	130.3	47.5°	152.8	180.2	227.9	296.2	377.7	465.9
133.5	133.5	133.5	133.5	133.5	133.5	50°	155.3	180.6	220.7	284.8	361.2	446.9
136.0	136.0	136.0	136.0	136.0	136.0	52.5°	160.4	184.8	221.5	280.6	354.5	435.5
137.1	137.1	137.1	137.1	137.1	137.1	55°	168.4	196.2	230.4	284.4	353.6	430.9
137.4	137.4	137.4	137.4	137.4	137.4	57.5°	184.4	216.1	250.7	300.0	363.8	435.9
138.6	138.6	138.6	138.6	138.6	138.6	60°	204.7	242.6	284.4	336.8	388.2	452.8
140.5	140.5	140.5	140.5	140.5	140.5	62.5°	216.9	268.8	326.2	387.0	439.7	492.5
141.1	141.1	141.1	141.1	141.1	141.1	65°	215.6	279.8	360.8	447.3	513.1	563.8
140.8	140.8	140.8	140.8	140.8	140.8	67.5°	201.7	271.8	352.4	450.7	549.9	621.2
						70°	168.4	233.8	327.9	446.5	568.4	660.0
						72.5°	134.2	192.0	281.9	393.7	514.0	607.7
						75°	89.5	135.5	208.0	302.1	389.5	470.9
						77.5°	60.8	85.7	130.0	198.3	270.5	337.2
						80°	40.5	53.6	74.3	109.3	151.5	194.1
						82.5°	23.6	29.5	38.0	54.0	80.2	113.1
						85°	6.3	8.0	10.5	13.9	24.9	43.9
						87.5°	2.5	2.1	2.1	2.1	2.1	2.1
						90°	0.1	0.1	0.1	0.1	0.1	0.1
						92.5°	0.1	0.1	0.1	0.1	0.1	0.1
						95°	0.5	0.5	0.5	0.5	0.5	0.5
						97.5°	1.5	1.5	1.5	1.5	1.5	1.5
						100°	5.0	5.0	5.0	5.0	5.0	5.0
						102.5°	8.8	8.8	8.8	8.8	8.8	8.8
						105°	11.8	11.8	11.8	11.8	11.8	11.8
						107.5°	14.7	14.7	14.7	14.7	14.7	14.7
						110°	17.8	17.8	17.8	17.8	17.8	17.8



REPORT NUMBER: P159991

CATALOG NUMBER: ENT-E01-LED-E1-SLL-8030-ULG

**CANDELA DISTRIBUTION (continued):**

360°	330°	335°	340°	345°	350°	355°	360°
273.9	112.5°	21.2	21.2	21.2	21.2	21.2	21.2
279.8	115°	25.0	25.0	25.0	25.0	25.0	25.0
286.5	117.5°	29.5	29.5	29.5	29.5	29.5	29.5
294.6	120°	34.8	34.8	34.8	34.8	34.8	34.8
306.8	122.5°	40.9	40.9	40.9	40.9	40.9	40.9
324.5	125°	47.8	47.8	47.8	47.8	47.8	47.8
356.2	127.5°	55.3	55.3	55.3	55.3	55.3	55.3
397.1	130°	63.0	63.0	63.0	63.0	63.0	63.0
447.3	132.5°	70.5	70.5	70.5	70.5	70.5	70.5
503.9	135°	77.9	77.9	77.9	77.9	77.9	77.9
568.4	137.5°	85.3	85.3	85.3	85.3	85.3	85.3
608.1	140°	92.5	92.5	92.5	92.5	92.5	92.5
616.5	142.5°	99.2	99.2	99.2	99.2	99.2	99.2
622.4	145°	104.9	104.9	104.9	104.9	104.9	104.9
624.1	147.5°	110.1	110.1	110.1	110.1	110.1	110.1
621.6	150°	115.1	115.1	115.1	115.1	115.1	115.1
611.5	152.5°	119.7	119.7	119.7	119.7	119.7	119.7
598.4	155°	123.7	123.7	123.7	123.7	123.7	123.7
581.9	157.5°	127.0	127.0	127.0	127.0	127.0	127.0
561.7	160°	130.3	130.3	130.3	130.3	130.3	130.3
542.7	162.5°	133.5	133.5	133.5	133.5	133.5	133.5
527.9	165°	136.0	136.0	136.0	136.0	136.0	136.0
518.6	167.5°	137.1	137.1	137.1	137.1	137.1	137.1
519.9	170°	137.4	137.4	137.4	137.4	137.4	137.4
533.0	172.5°	138.6	138.6	138.6	138.6	138.6	138.6
565.9	175°	140.5	140.5	140.5	140.5	140.5	140.5
628.4	177.5°	141.1	141.1	141.1	141.1	141.1	141.1
689.5	180°	140.8	140.8	140.8	140.8	140.8	140.8
748.6							
709.8							
541.8							
389.9							
226.2							
141.4							
61.2							
2.1							
0.1							
0.1							
0.5							
1.5							
5.0							
8.8							
11.8							
14.7							
17.8							

(END OF F

Cooper Lighting Solutions Photometric Lab  
1121 Highway 74 South  
Peachtree City, GA 30269

Scaled Data Report



(REPORT)